

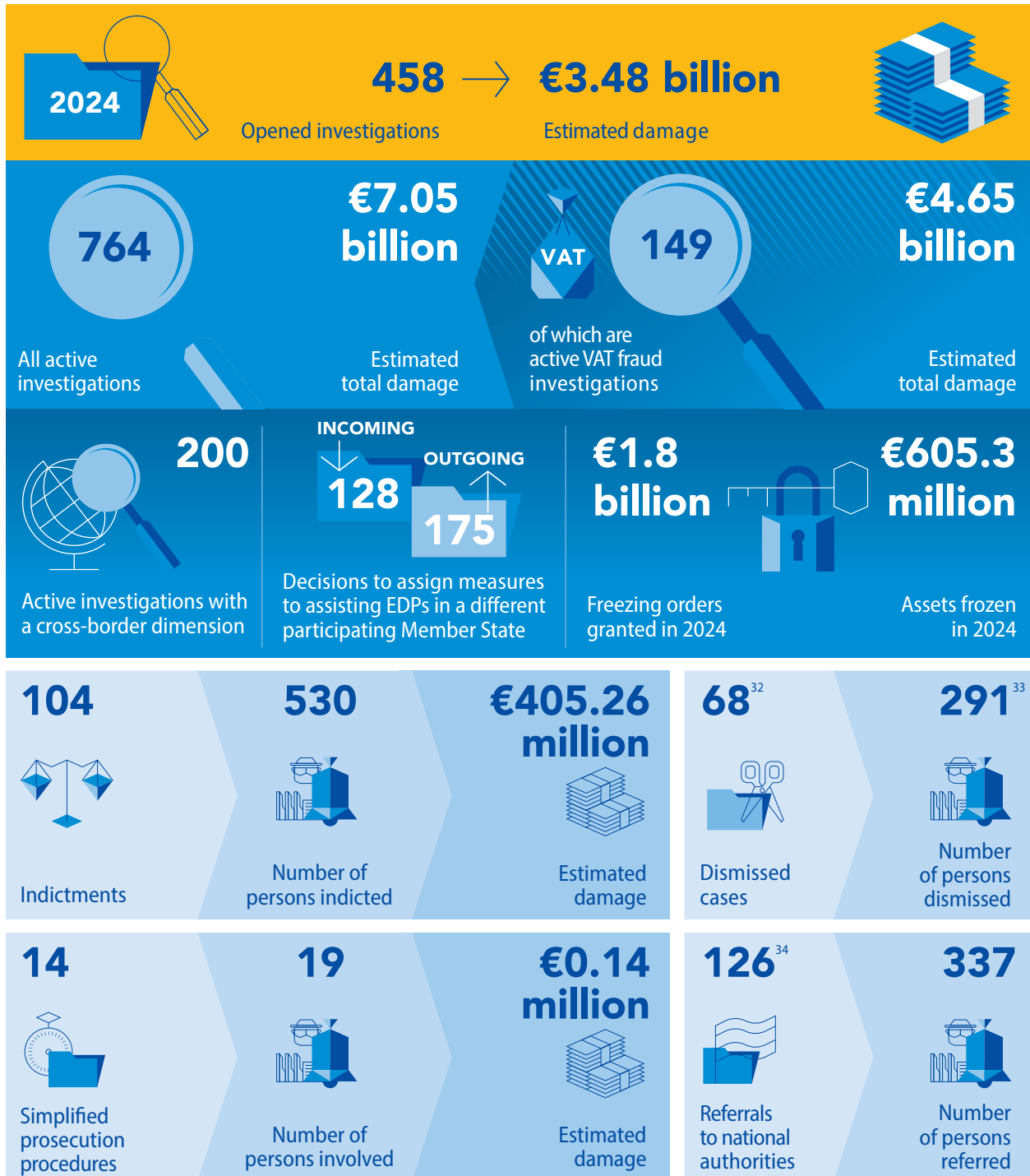
ITALY



OPERATIONAL ACTIVITY

DATA VALID ON 31 DECEMBER 2024

European Delegated Prosecutors (Active): **20**
 National European Delegated Prosecutors' Assistants (FTE): **47**
 Dedicated and specialised investigators: **Yes**



RECEIVED REPORTS/COMPLAINTS







From EU institutions, bodies, offices and agencies	8	From private parties	108
From national authorities	579	Ex officio	3
TOTAL			698

JUDICIAL ACTIVITY IN CRIMINAL CASES

	Ongoing cases in the trial phase	175
	Number of first court decisions	28
	Number of appeals against first court decisions	1
	Number of ongoing cases in the appeal phase	4
	Number of final court decisions	24
	Number of extraordinary legal remedies against court decisions	0
	Convictions	22
	Number of persons convicted	38
	Acquittals	2
	Number of persons acquitted	4

TYOLOGIES IDENTIFIED IN ACTIVE EPPO CASES

NUMBER OF INVESTIGATED OFFENCES BROKEN DOWN BY TYPE

	879		53		157
Non-procurement expenditure fraud	33.55%	Procurement expenditure fraud	2.02%	PIF crime-focused criminal organisation	5.99%
	235		715³⁵		51
Non-VAT revenue fraud	8.97%	VAT revenue fraud	27.29%	Corruption	1.95%
	12		131		387
Misappropriation	0.46%	Money laundering	5%	Inextricably linked offence	14.77%

ACTIVE FUNDING FRAUD INVESTIGATIONS

BROKEN DOWN BY PROGRAMME

Agricultural and rural development programmes	117	Climate and environment programmes	0
Maritime and fisheries programmes	15	Recovery and resilience programmes	228
International cooperation programmes	6	Mobility and transport, energy and digitalisation programmes	0
Regional and urban development programmes	32	Asylum, migration and integration programmes	1
Education and culture-related programmes	0	Industry, entrepreneurship and SME programmes	6
Research and innovation programmes	7	Security and defence programmes	0
Employment, social cohesion, inclusion and values programmes	10	Other programmes/doubt cases	105