



SLOVAKIA



OPERATIONAL ACTIVITY

DATA VALID ON 31 DECEMBER 2024


European Delegated Prosecutors (Active): **6**
 National European Delegated Prosecutors' Assistants (FTE): **2**
 Dedicated and specialised investigators: **No**



RECEIVED REPORTS/COMPLAINTS




| | | | |
|--|-----------|----------------------|------------|
| From EU institutions, bodies, offices and agencies | 8 | From private parties | 73 |
| From national authorities | 91 | Ex officio | 2 |
| TOTAL | | | 174 |

JUDICIAL ACTIVITY IN CRIMINAL CASES

| | | |
|---|--|----|
|  | Ongoing cases in the trial phase | 3 |
|  | Number of first court decisions | 4 |
|  | Number of appeals against first court decisions | 0 |
|  | Number of ongoing cases in the appeal phase | 0 |
|  | Number of final court decisions | 5 |
|  | Number of extraordinary legal remedies against court decisions | 0 |
|  | Convictions | 5 |
|  | Number of persons convicted | 11 |
|  | Acquittals | 0 |
|  | Number of persons acquitted | 1 |

TYPOLOGIES IDENTIFIED IN ACTIVE EPPO CASES

NUMBER OF INVESTIGATED OFFENCES BROKEN DOWN BY TYPE

| | | | | | |
|---|-----------|---|------------------------|---|-----------|
|  | 90 |  | 31 |  | 1 |
| Non-procurement expenditure fraud | 42.45% | Procurement expenditure fraud | 14.62% | PIF crime-focused criminal organisation | 0.47% |
|  | 15 |  | 10⁴⁴ |  | 5 |
| Non-VAT revenue fraud | 7.08% | VAT revenue fraud | 4.72% | Corruption | 2.36% |
|  | 11 |  | 3 |  | 46 |
| Misappropriation | 5.19% | Money laundering | 1.42% | Inextricably linked offence | 21.70% |

ACTIVE FUNDING FRAUD INVESTIGATIONS

BROKEN DOWN BY PROGRAMME

| | | | |
|--|-----------|--|----------|
| Agricultural and rural development programmes | 37 | Climate and environment programmes | 2 |
| Maritime and fisheries programmes | 0 | Recovery and resilience programmes | 2 |
| International cooperation programmes | 0 | Mobility and transport, energy and digitalisation programmes | 0 |
| Regional and urban development programmes | 34 | Asylum, migration and integration programmes | 0 |
| Education and culture-related programmes | 3 | Industry, entrepreneurship and SME programmes | 0 |
| Research and innovation programmes | 0 | Security and defence programmes | 0 |
| Employment, social cohesion, inclusion and values programmes | 10 | Other programmes/doubt cases | 4 |